

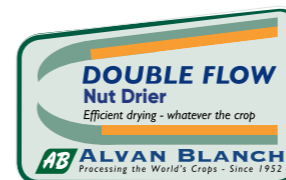


AVAILABLE FROM 5 T/H, CUSTOMIZED TO COMPLEMENT YOUR PRODUCT.

MODELS	DF22000	DF25000	DF26500	DF30000	DF33500	DF37000	DF48000	DF62400	DF95700
T/H will vary depending on ambient and product conditions and dryer set up	APPROX. INPUT CAPACITY, WHEAT 15% - 12%, T/H 100 DEG								
	34	39	41	46	51.8	57	74	94	147
	APPROX. INPUT CAPACITY, CANOLA 11% - 8%, T/H 80 DEG								
	24	27	29	33	37	42	53	66	100
Length, mm	12232	13465	12232	13465	14697	15929	19625	22370	33500
Width, mm	3830	3830	4440	4440	4470	4470	4470	8400	8400
Height, mm	5334	5334	5464	5604	5745	5885	7289	9300	11300
Max. Lift, kg	13000	14000	15000	16000	17500	23000	18000	20000	20000
Product on drier bed, kg	12000	13200	14000	16000	18000	20000	24000	30000	50000
Hot fan, kW	2x18.5	2x30	2x30	2x30	2x37	2x37	2x45	3x37	3x37,1x55
Cold fan, kW	1x18.5	1x18.5	2x9.2	2x11	2x11	2x15	1x37	1x37	1x55
Burner motor, kW	2x1.5	2x1.5	2x1.5	2x1.5	2x2.1	2x3.6	2x3.6	3x3.6	4x3.6
Trace drive, kW	0.75	1.5	1.5	1.5	1.5	2.2	2.2	2.2	3
Auger discharge, kW	1.5	1.5	2.2	2.2	2.2	2.2	2.2	2.2	n/a
Burner size, KW	1 x 700	2 x 1000	2 x 1000	1 x 1000	2 x 1400	2 x 1700	2 x 2000	3 x 1800	4 x 2500
	1 x 1000								



TRUSTED ON AUSTRALIAN  
FARMS SINCE 1966



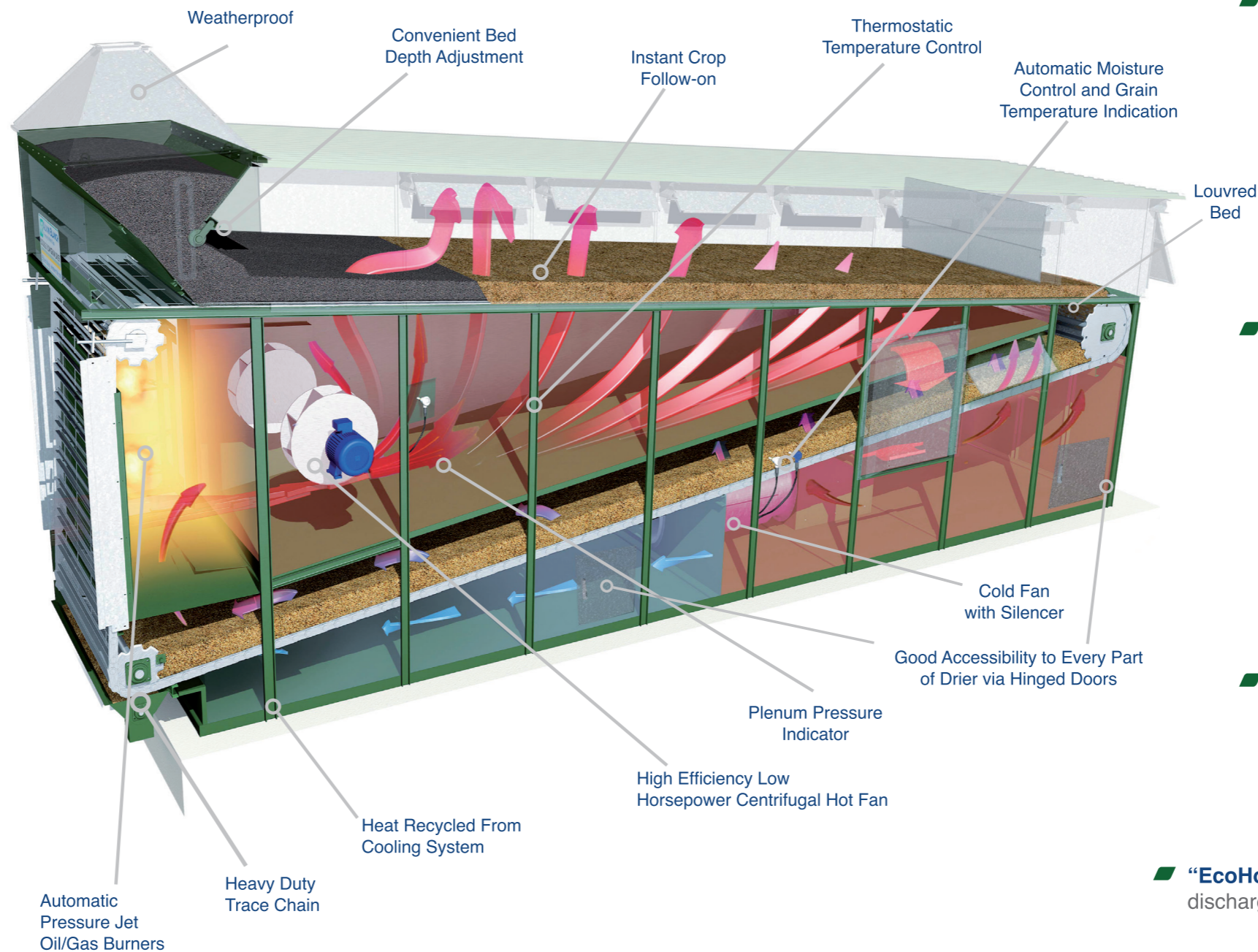
# Continuous Dryers The 'DF' Range

The 'Double Flow' dual bed system.  
Fuel Efficient - Versatile - Consistent Drying




## Product Benefits

- **Unbeatable performance** - even at low temperatures (malt, seed etc.) due to recirculation and heat recovery.
- **If you can harvest it; We can dry it** - from any moisture, however wet, thanks to **consistent, and balanced, air flow**.
- **Precise and consistent drying** - with turnover of product and gentle conveying of product, to avoid hot spots/ streaming.
- **No downtime between crops** - instant, e-controlled, follow-on function. No need for **emptying or refilling**.
- **Built to last** - proven construction with an anti-corrosion finish, for multi-generational use.
- **Pre-clean while you dry** - the only dryer on the market with in-built dust and chaff removal.
- **Auto speed control** - instant response for optimum accuracy; control in your hands.
- **Dependability** - backed by our 2 year warranty, comprehensively stocked Stores Department, and worldwide support.



## Special features & options

- **Dust House** - for collection of chaff & dust from product. The only dryer that cleans.
- **Louvred Bed Technology** - for even airflow; self-clearing, with heavy duty & stainless options.
- **Heat & Sound Insulation** - for improved efficiency; or to suit environmental restrictions.



- **Multiple Heat Sources** - including heat exchanger from biomass



- **SMART Moisture Control** - taking live moisture contents on intake and output from dryer.

Keep in touch with your dryer, wherever you are...



Offering a preview of available choices; every dryer is personalised to your specifications. Reach out to see your custom build.

